

Office





The world of work has undergone huge changes: It has become more transversal, delocalised, fluid. Offices are no longer simply physical containers to accommodate people, but a multi-purpose spaces where simultaneously converge different activities and needs. Welcoming work environments designed to accommodate flexible work flows and functions, but which also convey a strong identity. Spaces designed to promote individual and collective wellbeing, which offer more on an emotional level, too.

Nel giro di pochi anni il mondo del lavoro è profondamente cambiato. È diventato più trasversale, delocalizzato, fluido. Gli uffici non sono più semplici contenitori fisici per ospitare persone, ma uno spazio multifunzionale dove convergono diverse attività ed esigenze. Ambienti più aperti e accoglienti, che siano in grado di ospitare flussi di lavoro e funzioni flessibili ma che riescano, al tempo stesso, a essere identitari. Spazi pensati per promuovere il benessere individuale e collettivo, offrendo anche un di più a livello emotivo.

A space for

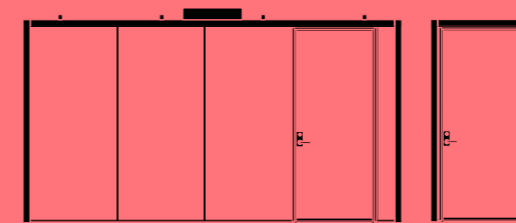
processing

A space with a home-effect feeling, welcoming and comfortable but efficient. It stimulates discussion and cross-fertilization, to drive the exchanging of ideas and foster community.

Uno spazio con una sensazione domestica e di accoglienza unita all'esperienza dell'ufficio. Stimola la discussione e la crescita incrociata, incoraggiando lo scambio di idee e promuovendo un senso comunità.

Solutions for open spaces

Soluzioni per open spaces



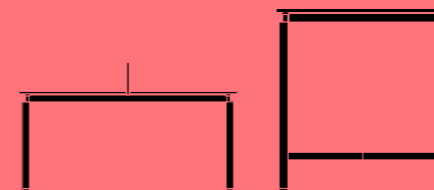
WQube & TQube



Linea



Pax



Clavis



Pons





↙ Pax armchair,
TQube phone booth.

↙ WQube selfstanding partition,
Clavis sit-stand table.



↙ Pons sofa,
Linea library.

↙ Clavis table,
Linea library,
Modus chair.





↙ Clavis workstation,
Vela chair.



A space for

Socializing

A space made of collaborative areas with furniture that can be easily moved, rolled away, or broken down completely. It boosts collaboration giving employees the ability to cluster together after a meeting to keep the brainstorm session rolling.

Uno spazio collaborativo in cui arredi possono essere facilmente spostati, mossi, configurati, smontati e riconfigurati. Favorisce le occasioni per raggrupparsi in ogni momento e in ogni spazio, e continuare in modo fluido la sessione di brainstorming.

Solutions for lounge areas


Soluzioni per aree lounge



Graphis



Modus



Linea



P32



Plau



Archipelago



89
55
34
21
13
8
5
3
2
1

#TEAM
WORK


Tecno



↙ Graphis workstation,
Modus chair.



↙ Plau chair,
P32 armchair,
W80 partition.



↙ Graphis workstation,
Modus chair,
Archipelago armchair.

A space for

gathering

A space which is fluid and multi-purposed, where simultaneously converge different functions. It welcomes learning, meeting, relaxing, taking a break and sharing, as an important part of the working day.

Uno spazio fluido e multiuso, dove simultaneamente convergono diverse funzioni. Accoglie momenti di apprendimento, incontro, relax e condivisione, come parte importante della giornata lavorativa.

Solutions for common areas


Soluzioni per aree condivise



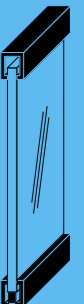
Linea



Modus



Laetitia



WE





↙ Linea micro-architecture.
Graphis table.





↙ Modus chair,
Graphis desk and table,
Vela chair.



↙ Linea seating,
T1 & T2 coffee tables.



↙ WE partition,
Linea library,
Laetitia armchair.



↙ WE partition,
Graphis workstation,
Vela chair.

↙ Modus chair,
Linea seating,
Plau chair,
Hortus bench,
Archipelago armchair.

A space for


focusing

A place for people to feel safe, quiet and that boosts their moods. It enhances privacy, promotes focus and, above all, allows teams to work well together.

Uno spazio in cui le persone si sentono sicure, tranquille, che valorizza il loro stato d'animo. Migliora la privacy, la concentrazione e, soprattutto, permette ai team di lavorare bene insieme.

Solutions for working areas

Soluzioni per aree di lavoro



WQube & TQube



Beta



Vela





↙ WQube self-standing partition,
Nomos table,
Vela chair.



↙ TQube phone booth,
Pons sofa,
P32 armchair.



↙ WQube self-standing partition,
Linea space-organizer.



↙ WQube self-standing partition,
Beta workstation,
Vela chair.



A space for

Leading

A place where C-level executives need to be more accessible, available and visible – in person and virtually – because employees are looking for a higher level of support. It hosts meeting, boardrooms and private offices for decision-making, coaching, feedbacks sharing.

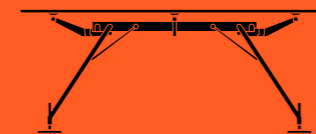
Uno spazio che permette ai dirigenti di essere più accessibili, disponibili e visibili - di persona e virtualmente - perché i dipendenti sono alla ricerca di un livello più elevato di supporto. Ospita il processo decisionale, di coaching e condivisione di feedback.

Solutions for executive offices

Soluzioni per uffici direzionali



Todo Modo



Nomos



Asymmetrical



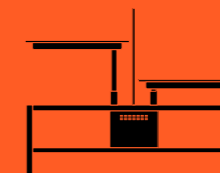
T334 T335




PS142



Vela



Clavis



W80





↙ W80 partition,
Pons sofa,
Clavis height adjustable desk,
Vela chair.

↙ Todo Modo sofa,
Solenioide coffee table.







↙ WQube self-standing partition,
Linea side-cabinet.



↙ WE industrial partition,
Asymmetrical meeting table.





↙ Beta meeting table,
Vela chair.

↙ W80 partition,
Nomos table,
Vela chair.





↙ P40 armchair.

↙ Todo Modo sofa,
T335 meeting table,
Serie 142 armchair,
W80 partition.





↙ Vela chair,
Nomos table,
Linea library,
P40 armchair.

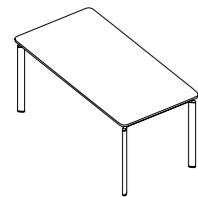




↙ Asymmetrical
executive desk.



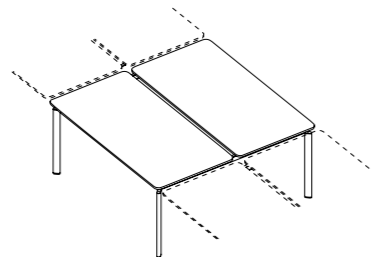
Clavis



Single desk

Scrivania singola

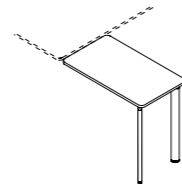
L×W 140×80 / 160×80 / 180×80 /
200×100 cm, H 74 cm
L×W 55 ¼×31 ½ / 63×31 ½ / 71×31 ½ /
79×39 ½", H 29"



2-person workstation

Postazione doppia contrapposta

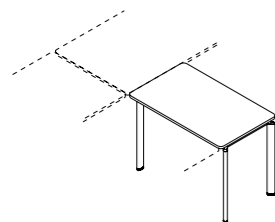
L×W 140×164 / 160×164 / 180×164 cm, H 74 cm
L×W 55 ¼×64 ½ / 63×64 ½ / 71×64 ½", H 29"



Extension for single desk

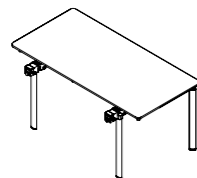
Allungo per postazione singola

L×W 84×40 / 84×60 cm, H 74 cm
L×W 33×15 ½ / 33×23 ½", H 29"



Extension for workstations and desk 200×100 cm / 79×39 ½"

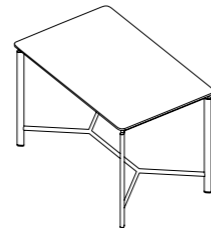
Allungo per postazioni doppie e scrivania 200×100 cm
L×W 100×60 cm, H 74 cm
L×W 39 ½×23 ½", H 29"



End top

Piano terminale di testa

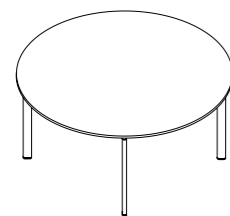
L×W 164×60 / 164×80 cm, H 74 cm
L×W 64 ½×23 ½ / 64 ½×31 ½", H 29"



Standing-height work table

Tavolo da lavoro in piedi

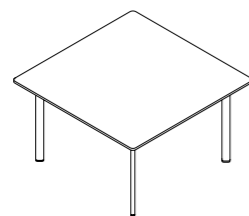
L×W 160×100 / 180×100 cm, H 105 cm
L×W 63×39 ½ / 71×39 ½", H 41 ½"



Round meeting table

Tavolo meeting rotondo

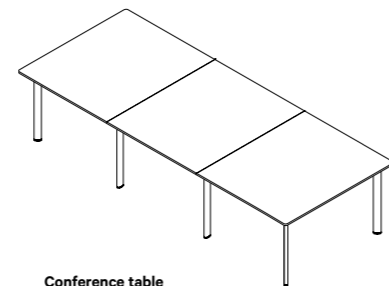
Ø 115 / 140 / 170 cm, H 74 cm
Ø 45 ¼ / 55 ¼ / 67", H 29"



Square meeting table

Tavolo meeting quadrato

L×W 100×100 / 120×120 / 140×140 /
160×160 cm, H 74 cm
L×W 39 ½×39 ½ / 47 ¼×47 ¼ / 55 ¼×55 ¼ /
63×63", H 29"

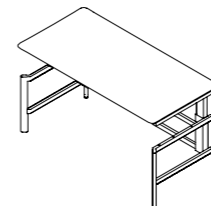


Conference table

Tavolo conference

L×W 263×160 / 303×160 / 385×160 /
508×160 cm, H 74 cm
L×W 103 ½×63 / 119 ½×63 / 151 ½×63 /
200×63", H 29"

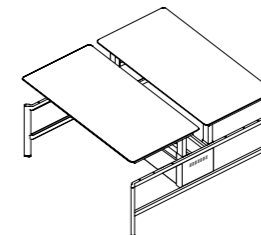
Clavis



Height-adjustable individual desk

Postazione singola regolabile in altezza

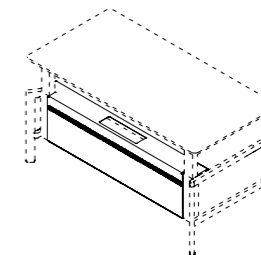
L×W 140×80 / 160×80 / 180×80 cm,
H 68–118 cm
L×W 55 ¼×31 ½ / 63×31 ½ / 71×31 ½",
H 26 ¾–46 ½"



Height-adjustable workstation

Postazione doppia regolabile in altezza

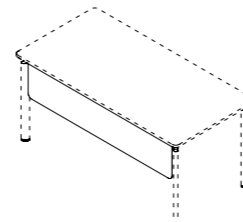
L×W 140×167 / 160×167 / 180×167 cm,
H 68–118 cm
L×W 55 ¼×65 ½ / 63×65 ½ / 71×65 ½",
H 26 ¾–46 ½"



Finishing casing for height-adjustable desk

Carter di finitura per scrivania regolabile in altezza

L 123 / 143 / 163 cm, W 16 cm, H 37 cm
L 48 ½ / 56 ½ / 64 ½", W 6 ¼", H 14 ½"

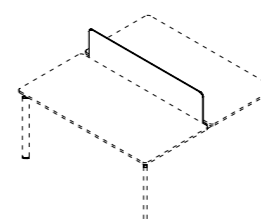


Modesty panel

Lateral modesty panel for desks W:
Modesty panel laterale per scrivanie W:
W 80 / 100 / 163 cm, H 26 cm
W 31 ½ / 39 ½ / 64 ½", H 10 ¼"

Front modesty panel for desks L:

Modesty panel per scrivanie L:
L 140 / 160 / 180 / 200 cm, H 26 cm
L 55 ¼ / 63 / 71 / 78 ¾", H 10 ¼"



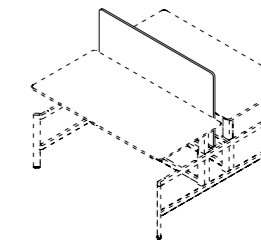
Screen

Schermo

Lateral screen for desks W:
Schermo laterale per scrivanie W:
W 80 / 100 / 163 cm, H 36 / 51 cm
W 31 ½ / 39 ½ / 64 ½", H 14 ¼ / 20"

Front screen for desks L:

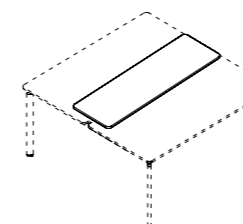
Schermo per scrivanie L:
L 140 / 160 / 180 cm, H 36 / 51 cm
L 55 ¼ / 63 / 71", H 14 ¼ / 20"



Screen for height-adjustable workstation

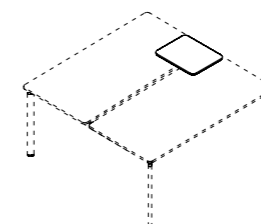
Schermo per postazione regolabile in altezza

Front screen for desks L:
Schermo per scrivanie L:
L 140 / 160 / 180 cm, H 78 cm
L 55 ¼ / 63 / 71", H 30 ¾"



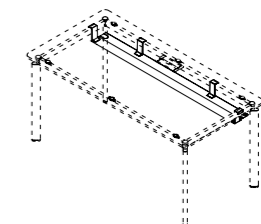
Shared shelf with or without drawers

Mensola condivisa con o senza cassetti
L 140 / 160 / 180 cm, H 7 cm
L 55 ¼ / 63 / 71", H 2 ¾"



Shared side shelf with or without drawers

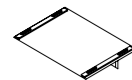
Mensola laterale condivisa con o senza cassetti
L 37 cm, W 47 cm, H 7 cm
L 14 ½", W 18 ½", H 2 ¾"



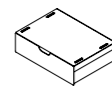
Cable tray for desks

Canalina per piani
L 123 / 143 / 163 / 183 cm, W 14 cm, H 2 cm
L 48 ½ / 56 ½ / 64 ½ / 72", W 5 ½", H ¾"

Clavis



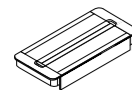
Single shelf
Mensola singola
L 37 cm, W 47 cm, H 7 cm
L 14 ½", W 18 ½", H 2 ¾"



Drawer
Cassetto
L 37 cm, W 47 cm, H 7 cm
L 14 ½", W 18 ½", H 2 ¾"



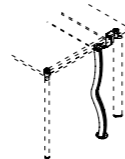
Clothes hook
Gancio appendiabiti
L 5 cm, W 8 cm, H 8 cm
L 2", W 3 ¼", H 3 ¼"



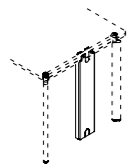
Top access
L 20 cm, W 10 cm
L 8", W 4"



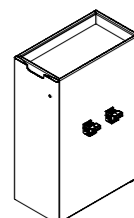
Socket above top (2 Schuko - 2 USB - 2 RJ45)
Presse sopra piano (2 Schuko - 2 USB - 2 RJ45)
L 21 cm, W 9 cm, H 16 cm
L 8 ¼", W 3 ½", H 6 ¼"



Cable conduit sleeve
Calza salita cavi
L 5 cm, W 6 cm, H 35 / 160 cm
L 2", W 2 ¼", H 13 ½" / 63"



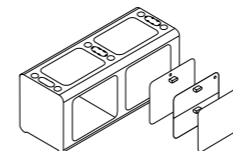
Cable conduit casing
Carter salita cavi
L 14 cm, W 5 cm, H 70 cm
L 5 ½", W 2", H 27 ½"



Storage unit with 2 shelves
Contenitore a 2 ripiani
L 42 cm, W 80 cm, H 74 / 105 cm
L 16 ½", W 31 ½", H 29 ¼" / 41 ½"

Storage unit with 3 shelves
Contenitore a 3 ripiani
L 42 cm, W 80 cm, H 120 cm
L 16 ½", W 31 ½", H 47 ¼"

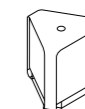
Beta



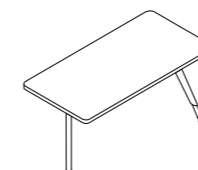
Single or double-sided backbone with open compartment, drawer, door or flap
Backbone mono o bifacciale con vani a giorno, cassette, ante o sportelli
L 120,5 cm, W 46 cm, H 53 cm
L 47 ½", W 18", H 21"



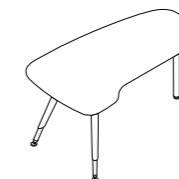
2-way backbone connecting element
Elemento di connessione per backbone a 2 vie
L 48 cm, W 31 cm, H 53 cm
L 19", W 12 ¼", H 21"



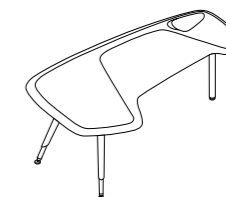
3-way backbone connecting element
Elemento di connessione per backbone a 3 vie
L 48 cm, W 55 cm, H 53 cm
L 19", W 21 ½", H 21"




Basic desk for backbone with fixed or adjustable height
Scrivania basic per backbone ad altezza fissa o regolabile
L×W 160×80 / 180×80 / 180×100 cm, H 75 / 65-85 cm
L×W 63×31 ½" / 71×31 ½" / 71×39 ½", H 29 ½" / 25 ¼"-33 ½"



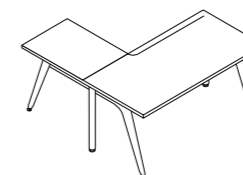
Semi-evolved desk for backbone with fixed or adjustable height
Scrivania semievoluta per backbone ad altezza fissa o regolabile
L×W 160×100 / 175×100 cm, H 75 / 65-85 cm
L×W 63×39 ½" / 69×39 ½", H 29 ½" / 25 ¼"-33 ½"



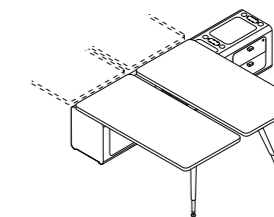
Evolved desk for backbone with fixed or adjustable height
Scrivania evoluta per backbone ad altezza fissa o regolabile
L×W 195×100 cm, H 75 / 65-85 cm
L×W 77×39 ½", H 29 ½" / 25 ¼"-33 ½"



Free-standing desk
Scrivania free-standing
L×W 140×80 / 160×80 cm, H 75 cm
L×W 55 ¼×31 ½" / 63×31 ½", H 29 ½"

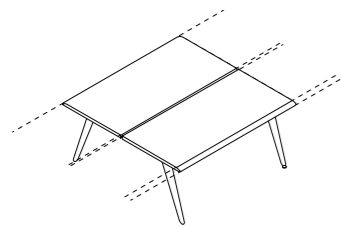


Free-standing desk with extension
Scrivania free-standing con allungo
L×W 160×162,5 / 180×162,5 cm, H 75 cm
L×W 63×64 / 71×64", H 29 ½"

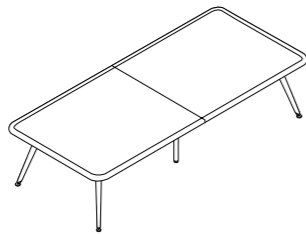


2-person workstation
Postazione doppia contrapposta
L×W 160×166 / 180×166 cm, H 75 cm
L×W 63×65 ½" / 71×65 ½", H 29 ½"

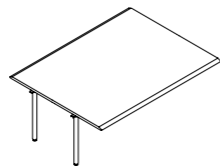
Beta



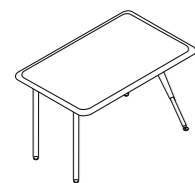
Free-standing 2-person workstation
Postazione doppia contrapposta free-standing
L×W 140×163 / 160×163 cm, H 75 cm
L×W 55 ¼×64 ¼ / 63×64 ¼", H 29 ½"



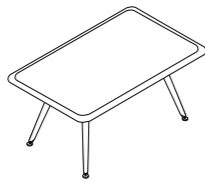
Conference table
Tavolo conference
L×W 318,5×140 / 311×163 cm, H 75 cm
L×W 125 ½×55 / 122 ½×64 ¼", H 29 ½"



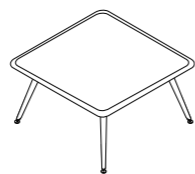
Intermediate top for conference table
Piano intermedio per tavolo conference
L×W 160×140 / 160×163 / 180×163 cm, H 75 cm
L×W 63×55 / 63×64 ¼ / 71×64 ¼", H 29 ½"



High meeting table for backbone
Tavolo meeting alto per backbone
L×W 160×100 / 180×100 / 200×100 cm, H 110 cm
L×W 63×39 ½ / 71×39 ½ / 79×39 ½", H 43 ½"



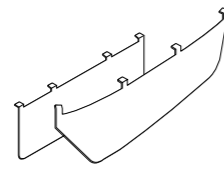
Rectangular meeting table
Tavolo meeting rettangolare
L×W 160×100 / 160×140 / 180×100 /
200×100 cm, H 75 cm
L×W 63×39 ½ / 63×55 / 71×39 ½ /
79×39 ½", H 29 ½"



Square meeting table
Tavolo meeting quadrato
L×W 140×140 / 160×160 cm, H 75 cm
L×W 55×55 / 63×63", H 29 ½"

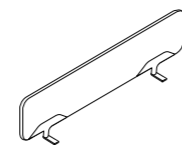


Round meeting table
Tavolo meeting tondo
Ø 140 / 160 cm, H 75 cm
Ø 55 / 63", H 29 ½"




Rectangular modesty panel
Modesty panel rettangolare
L 100 cm, H 37 cm
L 39 ½", H 14 ½"

Evolved modesty panel
Modesty panel evoluto
L 118 cm, H 41,5 cm
L 46 ½", H 16 ½"

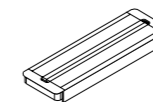


Screen
Schermo
L 120 / 140 / 160 / 180 cm, H 31,5 / 35 cm
L 47 ¼ / 55 / 63 / 71", H 12 ½ / 13 ¾"

Beta



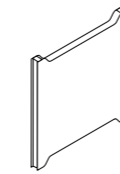
Round coffee table for backbone with or without recess for cables
Tavolino rotondo per backbone con o senza svasatura per cavi
Ø 70 cm, H 65 cm
Ø 27 ½", H 25 ¾"



Top access
Top access su piano
L 30 cm, W 10 cm
L 12", W 4"



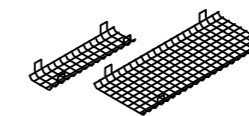
External top access
Top access esterno
L 40 cm, W 23 cm, H 17 cm
L 15 ¾", W 9", H 6 ¾"



Cable conduit casing
Carter salita cavi
L 52 cm, W 5 cm, H 62 cm
L 20 ½", W 2", H 24 ¾"



Wiring ring
Anello passacavi

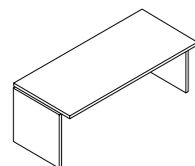


Cable tray
Canalina
L 71 / 106 cm, W 20 / 45 cm, H 9 cm
L 28 / 41 ¾", W 8 / 17 ¾", H 3 ¾"

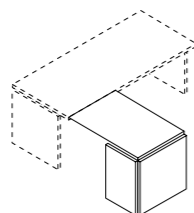


Seat cushion for backbone
Cuscino seduta per backbone
L 41 cm, W 28 cm, H 3 cm
L 16 ¼", W 11", H 1 ¼"

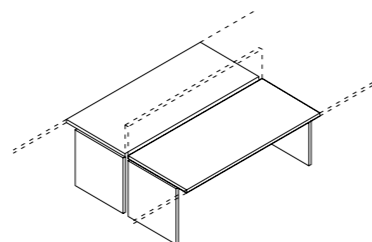
Graphis



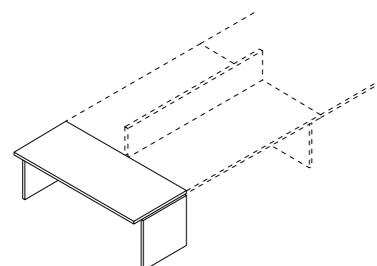
Single desk with or without wiring grommet caps
Postazione singola con o senza tappi passa cavi
L×W 120×65 / 140×65 / 160×65 /
180×65 / 140×80 / 160×80 /
180×80 / 200×80 / 200×100 cm, H 72 cm
L×W 47 ½×25 ¾ / 55 ¼×25 ¾ / 63×25 ¾ /
71×25 ¾ / 55 ¼×31 ½ / 63×31 ½ /
71×31 ½ / 78 ¾×31 ½ / 78 ¾×39 ½", H 28 ½"



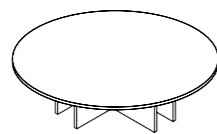
Extension for single desk
Allungo per postazione singola
L×W 80×65 / 100×65 cm, H 72 cm
L×W 31 ½×25 ¾ / 39 ¾×25 ¾", H 28 ½"



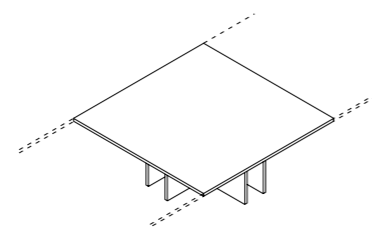
2-person workstation
Postazione doppia contrapposta
L×W 160×165 / 180×165 cm, H 72 cm
L×W 63×63 / 71×63", H 28 ½"



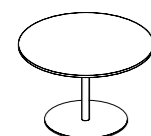
End top
Piano terminale di testa
L×W 156×65 / 186×80 cm, H 72 cm,
L×W 61 ½×25 ¾ / 73 ½×31 ½, H 28 ½"



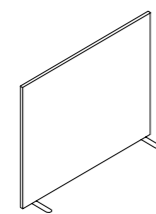
Round meeting table
Tavolo meeting rotondo
Ø 120 / 140 cm, H 72 cm
Ø 47 ¼ / 55 ¼", H 28 ½"



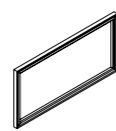
Square meeting table
Tavolo meeting quadrato
L×W 120×120 / 140×140 cm, H 72 cm
L×W 47 ¼×47 ¼ / 55 ¼×55 ¼", H 28 ½"



Height-adjustable round table
Tavolo rotondo regolabile in altezza
Ø 90 cm, H 66–100 cm
Ø 35 ½", H 26–39 ½"

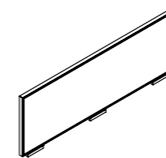


Floor-standing panel
Pannello da terra
L 65 / 80 / 140 / 160 / 180 cm, H 107,5 / 157,5 cm
L 25 ¾ / 31 ½ / 55 ¼ / 63 / 71", H 42 ¼ / 62"

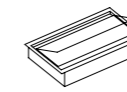


Screen
Schermo
L 65 / 80 / 120 / 140 / 160 / 180 cm, H 39,5 cm
L 25 ¾ / 31 ½ / 47 ¼ / 55 ¼ / 63 / 71", H 15 ½"

Graphis



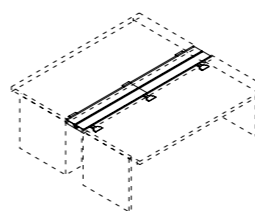
Screen for central cable tray
Schermo per canalina centrale
L 60 / 120 / 160 / 180 cm, H 35,5 cm
L 23 ¾ / 47 ¼ / 63 / 71", H 14"



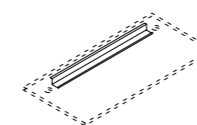
Top access
L 26 cm, W 12 cm
L 10 ¼", W 4 ½"



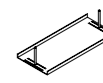
Flexible wiring duct
Vertebra salita cavi
H 72 cm
H 28 ½"



Central cable tray
Canalina centrale
L 160 / 180 cm, W 26 cm
L 63 / 71", W 10 ¼"

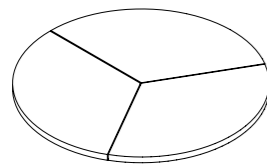


Cable tray
Canalina
L 60 / 80 / 100 / 120 / 140 / 160 cm, W 12 cm
L 23 ¾ / 31 ½ / 39 ¾ / 47 ¼ / 55 ¼ / 63", W 4 ¾"

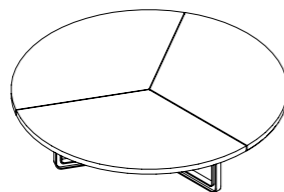


Cable tray
Canalina
L 40 / 60 cm, W 26 cm, H 11 cm
L 15 ¾ / 23 ¾", W 10 ¼", H 4 ¾"

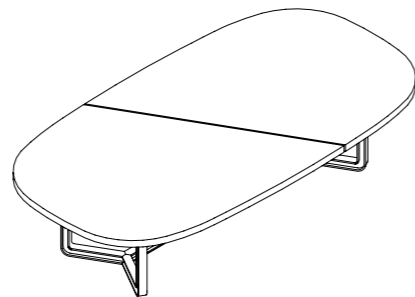
T334 T335



Coffee table
Tavolino
Ø 120 / 140 / 200, H 21 cm
Ø 47 ¼ / 55 ¼ / 78 ¾", H 8 ¼"

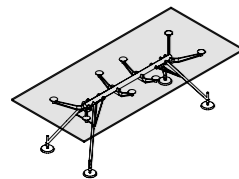


Round table
Tavolo tondo
Ø 160 / 250 / 300 cm, H 64 / 71 cm
Ø 63 / 98 ½ / 118", H 25 / 28"




Meeting table
Tavolo meeting
L×W 300×160 / 450×180 / 550×190 cm, H 64 / 71 cm
L×W 118×63 / 177×71 / 216 ½×74 ¾", H 25 / 28"

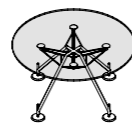
Nomos Table



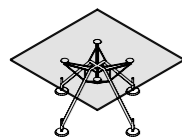
Rectangular table
Tavolo rettangolare
L×W 160×80 / 160×100 / 180×80 /
180×90 / 180×100 / 200×100 /
220×100 / 240×100 / 280×100 cm,
H 65 / 72 cm
L×W 63×31 ½ / 63×39 ½ / 71×31 ½ /
71×35 ½ / 71×39 ½ / 78 ¾×39 ½ /
86 ¾×39 ½ / 94 ½×39 ½ / 110 ¼×39 ½",
H 25 ½ / 28 ½"



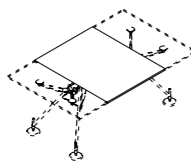
Oval table
Tavolo ovale
L×W 240×110 cm, H 65 / 72 cm
L×W 94 ½×43 ½", H 25 ½ / 28 ½"



Round table
Tavolo rotondo
Ø 120 / 140 cm, H 65 / 72 cm
Ø 47 ¼ / 55 ¼", H 25 ½ / 28 ½"

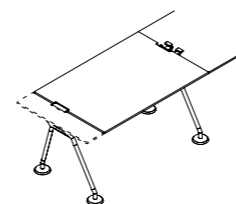


Square table
Tavolo quadrato
L×W 120×120 cm, H 65 / 72 cm
L×W 47 ¼×47 ¼", H 25 ½ / 28 ½"

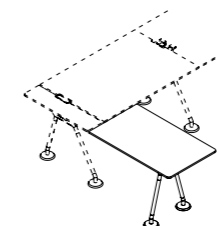


Leather blotter
Sottomano in pelle
L×W 100×100 cm
L×W 39 ½×39 ½"

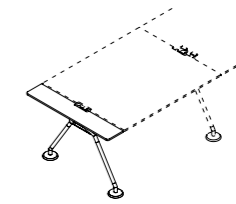
Nomos System



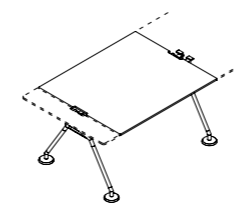
Single desk
Scrivania singola
L×W 80×60 / 120×60 / 160×60 /
80×80 / 120×80 / 160×80 /
80×100 / 120×100 / 160×100 /
80×120 / 120×120 / 160×120 cm, H 72 cm
L×W 31 ½×23 ¾ / 47 ½×23 ¾ / 63×23 ¾ /
31 ½×31 ½ / 47 ½×31 ½ / 63×31 ½ /
31 ½×39 ½ / 47 ½×39 ½ / 63×39 ½ /
31 ½×47 ½ / 47 ½×47 ½ / 63×47 ½", H 28 ½"



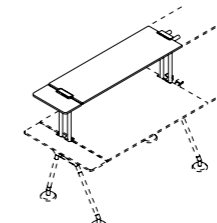
Extension
Allungo
L×W 100×60 / 140×60 cm, H 72 cm
L×W 39 ½×23 ¾ / 55 ¼×23 ¾", H 28 ½"



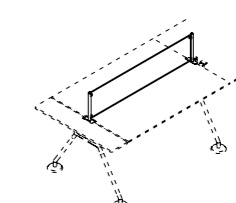
End top
Piano terminale
L×W 20×60 / 20×80 / 20×100 /
20×120 / 40×160 cm, H 72 cm
L×W 7 ¾×23 ¾ / 7 ¾×31 ½ / 7 ¾×39 ½ /
7 ¾×47 ½ / 15 ¾×63", H 28 ½"



2-person workstation
Postazione doppia contrapposta
L×W 160×160 cm, H 72 cm
L×W 63×63", H 28 ½"

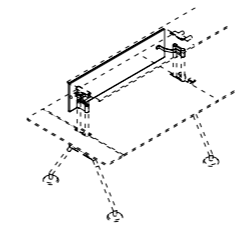


Shelf
Mensola
L×W 160×40 cm, H 39 / 72 cm
L×W 63×15 ¾", H 15 ½ / 28 ½"

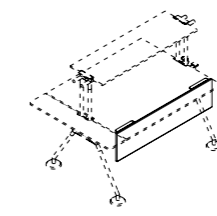


Screen
Schermo
L 160 cm, H 35 cm
L 63", H 13 ¾"

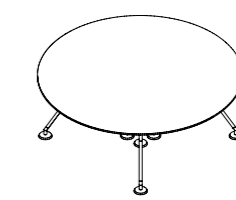
Shelf end
Terminale mensola
L×W 20×40 cm
L×W 7 ¾×15 ¾"



Reception panel
Divisorio reception
L 160 cm, H 30 cm
L 63", H 11 ¾"

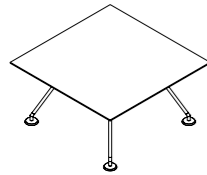


Modesty panel
L 160 cm, H 30 cm
L 63", H 11 ¾"

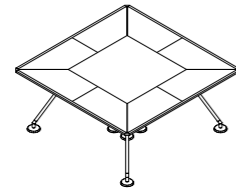


Round meeting table
Tavolo meeting rotondo
Ø 200 cm, H 72 cm
Ø 78 ¾", H 28 ½"

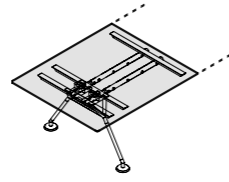
Nomos System



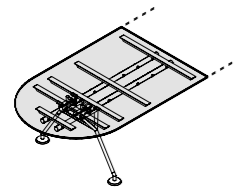
Square meeting table
Tavolo meeting quadrato
L×W 140×140 / 160×160 cm, H 72 cm
L×W 55 ¼×55 ¼ / 63×63", H 28 ½"



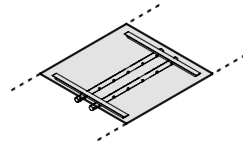
Square meeting table
Tavolo meeting quadrato
L×W 160×160 / 200×200 cm, H 72 cm
L×W 63×63 / 78 ¾×78 ¾", H 28 ½"



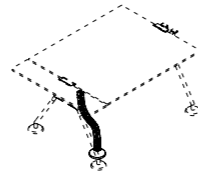
Rectangular end top for meeting table
Piano terminale rettangolare per tavolo meeting
L×W 140×120 / 160×120 / 180×120 /
200×120 / 160×140 / 200×140 cm, H 72 cm
L×W 55 ¼×47 ½ / 63×47 ½ / 70 ¾×47 ½ /
78 ¾×47 ½ / 63×55 ¼ / 78 ¾×55 ¼", H 28 ½"



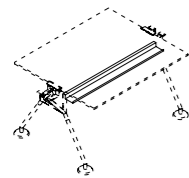
Semi-circular end top for meeting table
Piano terminale semicircolare per tavolo meeting
L×W 183×120 / 203×120 / 183×140 /
223×140 cm, H 72 cm
L×W 72×47 ½ / 80×47 ½ / 72×55 ¼ /
87 ¼×55 ¼", H 28 ½"



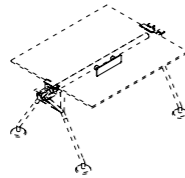
Intermediate top for meeting table
Piano intermedio per tavolo meeting
L×W 120×140 / 160×140 cm, H 72 cm
L×W 47 ½×55 ¼ / 63×55 ¼", H 28 ½"



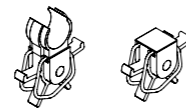
Flexible wiring duct
Vertebra salita cavi
H 72 cm
H 28 ½"



Cable tray
Canalina
L 80 / 120 / 160 cm
L 31 ½ / 47 ½ / 63"

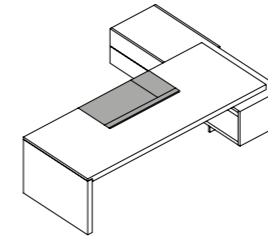


Cable winder
Avvolgifilo

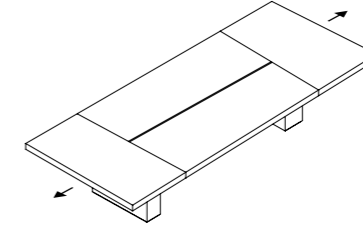


Wiring handler
Portacavi

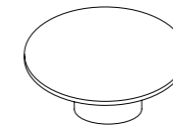
Asymmetrical



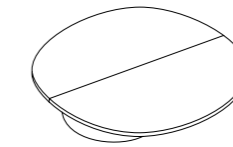
Desk with left or right storage unit and leather blotter
Scrivanìa con contenitore destro o sinistro e sottomano in pelle
L×W 242×135 / 272×200 / 307×200 cm, H 75 cm
L×W 95 ½×53 ¼ / 107×78 ¾ / 121×78 ¾", H 29 ½"



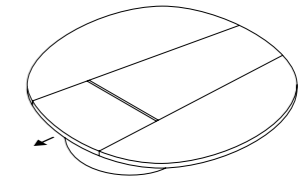
Rectangular meeting table with cable management
Tavolo riunione rettangolare predisposto per elettrificazione
L×W 380×160 / 450×180 / 550×200 cm, H 67 / 75 cm
L×W 149 ¾×63 / 177 ¼×71 / 216 ½×78 ¾", H 26 ½ / 29 ½"



Meeting table with single top
Tavolo riunione con piano unico
Ø 160 / 180 cm, H 75 cm
Ø 63 / 71", H 29 ½"



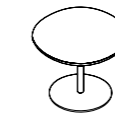
Oval meeting table
Tavolo riunione ovale
Ø 230 cm, H 67 / 75 cm
Ø 90 ½", H 26 ½ / 29 ½"



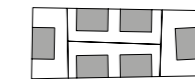
Oval meeting table with cable management
Tavolo riunione ovale predisposto per elettrificazione
Ø 300 cm, H 67 / 75 cm
Ø 118 ¼", H 26 ½ / 29 ½"



High Solenoide coffee table
Tavolino Solenoide alto
Ø 42 cm, H 58 cm
Ø 16 ½", H 23"

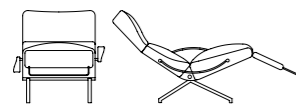


Low Solenoide coffee table
Tavolino Solenoide basso
L 60×42 cm, H 48 cm
L 23 ¾×16 ½", H 19"



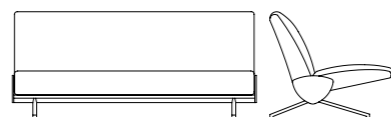
The drawings below show the maximum number leather blotter per meeting table and their position.
I disegni in pianta indicano la posizione e il numero massimo di sottomani in base alla dimensione del tavolo.
L 70 cm, W 50 cm, H 7 cm
L 27 ½", W 19 ¾", H 2 ¾"

P40



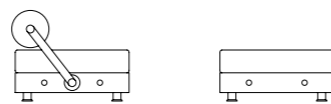
Relaxing armchair
Poltrona relax
L 72 cm, W 80–150 cm, H 70–90 cm,
L 28 ½", W 31 ½–59", H 27 ½–35 ½"

D70



Sofa with mobile wings
Divano ad ali mobili
L 195 cm, W 90–115 cm, H 85 cm
L 76 ½", W 35 ½–45 ½", H 33 ½"

Todo Modo



Seat with backrest
Seduta con schienale
L 90 cm, W 87 cm, H 71 cm
L 35 ½", W 34 ¾", H 28"

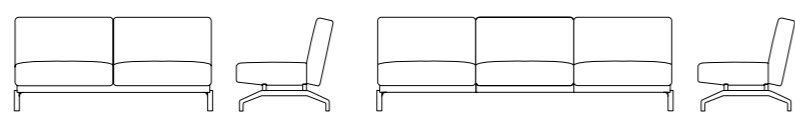
Seat without backrest
Seduta senza schienale
L 90 cm, W 87 cm, H 42 cm
L 35 ½", W 34 ¾", H 16 ½"

P32



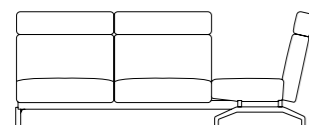
Relaxing armchair
Poltrona relax
L 85 cm, W 80 cm, H 83 cm
L 33 ½", W 31 ½", H 32 ¾"

Pons



Low-back 2-seater sofa without armrests
Divano 2 posti schienale basso senza braccioli
L 160 cm, W 81 cm, H 74 cm
L 63", W 32", H 29"

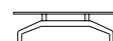
Low-back 3-seater sofa without armrests
Divano 3 posti schienale basso senza braccioli
L 240 cm, W 81 cm, H 74 cm
L 94 ½", W 32", H 29"



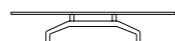
2+2-seater sofa with high backrest
Divano 2+2 posti con schienale alto
L 251 cm, W 251 cm, H 98 cm
L 99", W 99", H 38 ½"



Armrest
Bracciolo
L 11 cm, W 62 cm, H 34 cm
L 4 ½", W 24", H 13 ½"

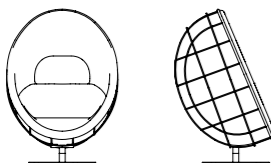


Rectangular coffee table
Tavolino rettangolare
L 120×80 cm / 160×80 cm, H 25 cm
L 47 ¼×31 ½" / 63×31 ½", H 10"




Round coffee table
Tavolino rotondo
Ø 130 cm, H 25 cm
Ø 51 ¼", H 10"

Pax



Cocoon armchair
Poltrona cocoon
L 65 cm, W 97 cm, H 148 cm
L 25 ½", W 34 ½", H 58 ½"

Laetitia



Armchair
Poltrona
L 78 cm, W 79 cm, H 69 cm
L 30 ½", W 31", H 27"

2-seater sofa
Divano 2 posti
L 150 cm, W 79 cm, H 69 cm
L 59", W 31", H 27"

Archipelago



Small armchair
Poltrona piccola
L 76 cm, W 84 cm, H 76 cm
L 30", W 33", H 30"

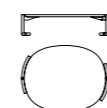
Medium armchair
Poltrona media
L 95 cm, W 86 cm, H 76 cm
L 37 ½", W 33 ¾", H 30"

Large armchair
Poltrona grande
L 121 cm, W 86 cm, H 76 cm
L 47 ½", W 33 ¾", H 30"

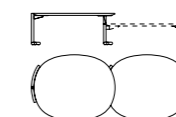


2-seater sofa, stitching on left or right
Divano 2 posti, cucitura lato destro o sinistro
L 162 cm, W 88 cm, H 76 cm
L 63 ¾", W 34 ¾", H 30"

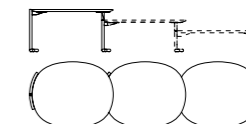
3-seater sofa
Divano 3 posti
L 230 cm, W 89 cm, H 76 cm
L 90 ½", W 35", H 30"



Low coffee table, first component of a system, either free-standing or with attachment to the structure of armchairs / sofas
Tavolino basso per sistema di tavolini free-standing o con aggancio alla struttura di poltrone / divani
L 61 / 75 cm, W 49 / 61 cm, H 19 cm
L 24 / 29 ½", W 19 ½ / 24", H 7 ½"



Medium coffee table
Tavolino medio
L 61 / 75 cm, W 49 / 61 cm, H 32 cm
L 24 / 29 ½", W 19 ½ / 24", H 12 ¾"



High coffee table
Tavolino alto
L 61 / 75 cm, W 49 / 61 cm, H 45 cm
L 24 / 29 ½", W 19 ½ / 24", H 17 ¾"

Solenoidi



Round coffee tables
Tavolini tondi
Ø 42 cm, H 58 cm
Ø 60 cm, H 48 cm
Ø 16 ½", H 23"
Ø 23 ¾", H 19"

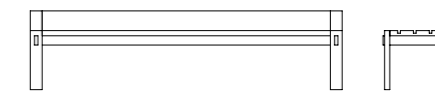
T1 T2



T1 coffee table
Tavolino T1
Ø 26 cm, H 48 cm
Ø 10 ¼", H 19"

T2 coffee table
Tavolino T2
Ø 40 cm, H 62 cm
Ø 15 ¾", H 24 ½"

Hortus

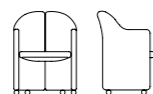


Bench
Panca
L 250 cm, W 58 cm, H 60 cm
L 98 ½", W 22 ¾", H 23 ¾"

Serie 142



PS142 low armchair on feet or castors
Poltroncina bassa PS142 su piedini o ruote
L 68 cm, W 60 cm, H 68 cm
L 26 ½", W 23 ¾", H 26 ¾"



S142 high armchair on feet or castors
Poltroncina alta S142 su piedini o ruote
L 57 cm, W 56 cm, H 82 cm
L 22 ½", W 22", H 32 ½"

Serie 148

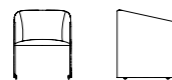


PS148 low armchair on feet or castors
Poltroncina bassa PS148 su piedini o ruote
L 64 cm, W 64 cm, H 72 cm
L 25 ½", W 25 ½", H 28 ½"

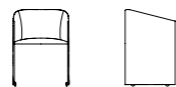
Plau



S148 high armchair on feet or castors
Poltroncina alta S148 su piedini o ruote
L 58 cm, W 56 cm, H 80 cm
L 22 ½", W 22", H 31 ½"



Low armchair on feet or castors
Poltroncina bassa su piedini o ruote
L 56 cm, W 58 cm, H 68 cm
L 22", W 22 ¾", H 26 ¾"




High armchair on feet or castors
Poltroncina alta su piedini o ruote
L 56 cm, W 51 cm, H 75 cm
L 22", W 20", H 29 ½"

Vela



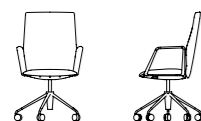
Armchair on 4 legs
Poltroncina su 4 gambe
L 65 cm, W 59 cm, H 75 cm
L 25 ¾", W 23 ¾", H 29 ½"



High-back executive seat with upholstered or aluminium armrests, height-adjustable 5-spoke swivel base on castors
Seduta executive schienale alto con bracciolo rivestito o in alluminio, base girevole su ruote a 5 razze con regolazione di altezza
L 67 cm, W 75-98 cm, H 117-128 cm
L 26 ½", W 29 ½-38 ¾", H 46-50 ½"



Medium-back executive seat with upholstered or aluminium armrests, height-adjustable 5-spoke swivel base on castors
Seduta executive schienale medio con bracciolo rivestito o in alluminio, base girevole su ruote a 5 razze con regolazione di altezza
L 67 cm, W 71-87 cm, H 97-108 cm
L 26 ½", W 28-34 ½", H 38 ¼-42 ½"



Medium-back executive seat with upholstered or aluminium armrests, height-adjustable 5-spoke swivel base on castors
Seduta executive schienale medio con bracciolo rivestito o in alluminio, base girevole su ruote a 5 razze con regolazione di altezza
L 67 cm, W 71-87 cm, H 97-108 cm
L 26 ½", W 28-34 ½", H 38 ¼-42 ½"



Low-back executive seat with upholstered or aluminium armrests, height-adjustable 5-spoke swivel base on castors
Seduta executive schienale basso con bracciolo rivestito o in alluminio, base girevole su ruote a 5 razze con regolazione di altezza
L 67 cm, W 65-75 cm, H 76-87 cm
L 26 ½", W 25 ½-29 ½", H 30-34 ½"



Medium-back conference seat with upholstered or aluminium armrests, 4-spoke fixed base on castors
Seduta conference schienale medio con bracciolo rivestito o in alluminio, base fissa a 4 razze su ruote
L 63 cm, W 65-81 cm, H 100 cm
L 25", W 25 ½-32", H 39 ½"



Medium-back conference seat with upholstered or aluminium armrests, 4-spoke swivel base on feet
Seduta conference schienale medio con bracciolo rivestito o in alluminio, base girevole a 4 razze su piedini
L 63 cm, W 65-81 cm, H 100 cm
L 25", W 25 ½-32", H 39 ½"



Medium-back conference seat with upholstered or aluminium armrests, 4-spoke automatic-return base on feet
Seduta conference schienale medio con bracciolo rivestito o in alluminio, base con ritorno automatico a 4 razze su piedini
L 63 cm, W 65-81 cm, H 100 cm
L 25", W 25 ½-32", H 39 ½"



Low-back conference seat with upholstered or aluminium armrests, 4-spoke fixed base on castors
Seduta conference schienale basso con bracciolo rivestito o in alluminio, base fissa a 4 razze su ruote
L 63 cm, W 60-70 cm, H 81 cm
L 25", W 23 ¾-27 ¾", H 32"



Low-back conference seat with upholstered or aluminium armrests, 4-spoke swivel base on feet
Seduta conference schienale basso con bracciolo rivestito o in alluminio, base girevole a 4 razze su piedini
L 63 cm, W 60-70 cm, H 81 cm
L 25", W 23 ¾-27 ¾", H 32"



Low-back conference seat with upholstered or aluminium armrests, 4-spoke automatic-return base on feet
Seduta conference schienale basso con bracciolo rivestito o in alluminio, base con ritorno automatico a 4 razze su piedini
L 63 cm, W 60-70 cm, H 81 cm
L 25", W 23 ¾-27 ¾", H 32"



Low-back visitors seat with cantilever base
Seduta visitors schienale basso, base cantilever
L 56 cm, W 56 cm, H 81 cm
L 22", W 22", H 32"

Modus pag. 148



Low-back visitors seat with sled base
Seduta visitors schienale basso, base slitta
L 60 cm, W 56 cm, H 81 cm
L 23 ¾", W 22", H 32"



Low-back visitors seat with 4-legged base
Seduta visitors schienale basso, base a 4 gambe
L 55 cm, W 56 cm, H 81 cm
L 21 ¾", W 22", H 32"



Stackable and attachable chair
Seduta impilabile ed agganciabile
L 53 cm, W 53 cm, H 71 cm
L 21", W 21", H 28"



Stackable and attachable chair with armrests
Seduta con braccioli impilabile ed agganciabile
L 61 cm, W 53 cm, H 72 cm
L 24", W 21", H 28 ½"

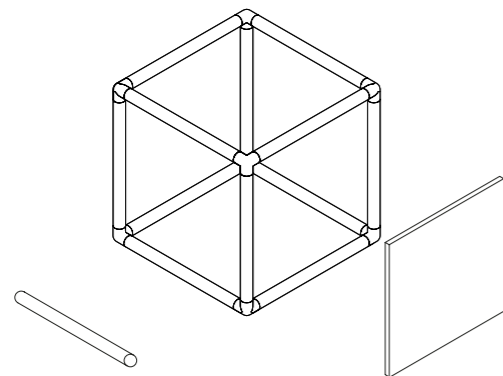


Height-adjustable swivel chair on feet or castors
Sedia girevole regolabile in altezza su piedini o ruote
L 48 cm, W 51 cm, H 69-82 / 75-88 cm,
L 19", W 20", H 27 ½-32 ½ / 29 ½-34 ½"



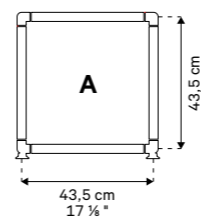
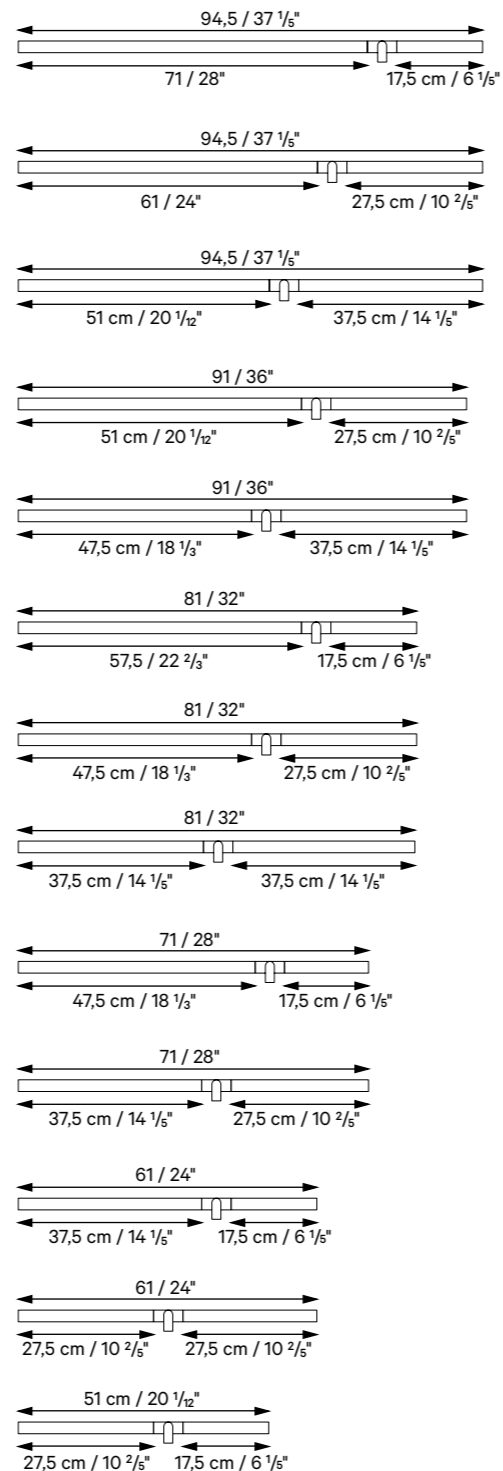
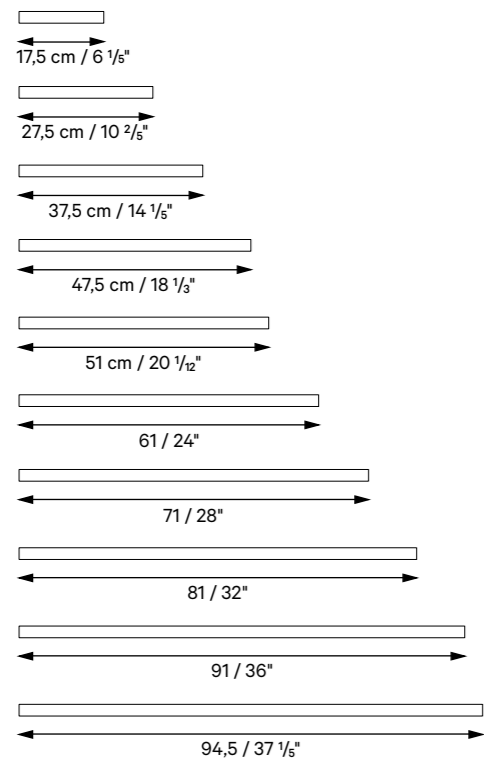
Height-adjustable swivel chair with armrests on feet or castors
Seduta girevole regolabile in altezza con braccioli, su piedini o ruote
L 56 cm, W 51 cm, H 69-82 / 75-88 cm
L 22", W 20", H 27 ½-32 ½ / 29 ½-34 ½"

Linea

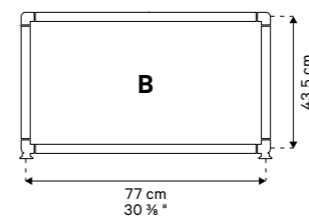


Beam \varnothing 3 cm / $1\frac{3}{16}$ "
Variable length
 Barra \varnothing 3 cm
 Lunghezza variabile

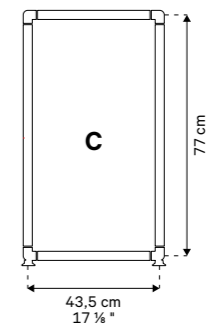
Panel
 Pannello



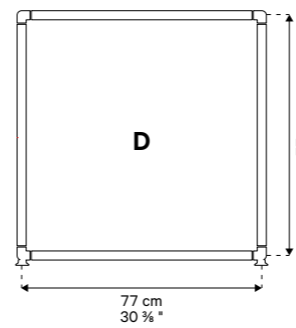
L 46,5 cm, W 46,5 cm, H 46,5 cm
 L 18 1/2", W 18 1/2", H 18 1/2"



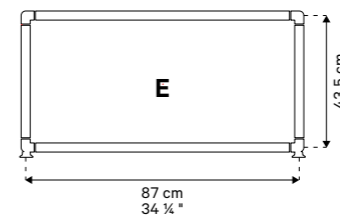
L 80 cm, W 46,5 cm, H 46,5 cm
 L 31 1/2", W 18 1/2", H 18 1/2"



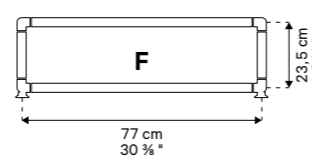
L 46,5 cm, W 46,5 cm, H 80 cm
 L 18 1/2", W 18 1/2", H 31 1/2"



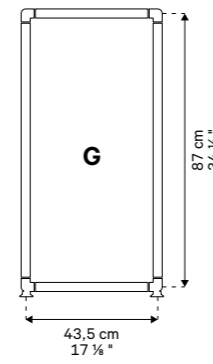
L 80 cm, W 46,5 cm, H 80 cm
 L 31 1/2", W 18 1/2", H 31 1/2"



L 90 cm, W 46,5 cm, H 46,5 cm
 L 35 1/2", W 18 1/2", H 18 1/2"



L 80 cm, W 46,5 cm, H 26,5 cm
 L 31 1/2", W 18 1/2", H 10 1/2"

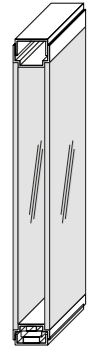


L 46,5 cm, W 46,5 cm, H 90 cm
 L 18 1/2", W 18 1/2", H 35 1/2"

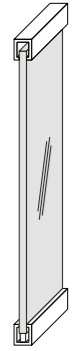
- The total standard depth (W) is 46,5 cm / 18 1/2" with a centre distance of 43,5 cm / 17 1/4"
- Adjustable feet \varnothing 4,5 cm / 1 3/4", H 1,5 cm / 3/4"
- Compartment with top-hinged or bottom-hinged flap door available for structures: B
- Compartment with low drawers or file drawer available for structures: A, B, F
- Compartment with door available for structures: A, B, G
- Basis modules: for technical and aesthetic definition of the layout please refer to Tecno official product configurator software.

- La profondità (W) totale standard è di 46,5 cm e con interasse di 43,5 cm
- Piedini regolabili \varnothing 4,5 cm, H 1,5 cm
- Vano con ribaltina a salire o scendere disponibile per strutture: B
- Vano con 2 cassetti bassi o 1 classifikatore disponibile per strutture: A, B, F
- Vano con anta disponibile per strutture: A, B, G
- Moduli base: per definizione tecnica ed estetica del layout fare riferimento al configuratore ufficiale Tecno

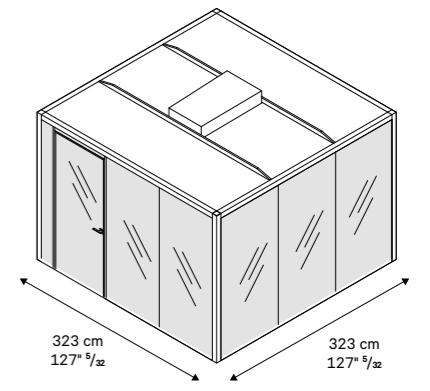
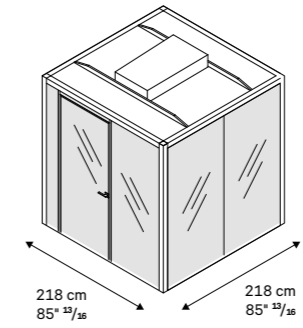
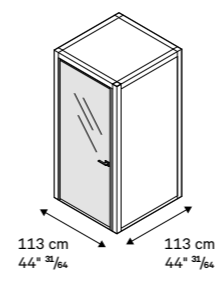
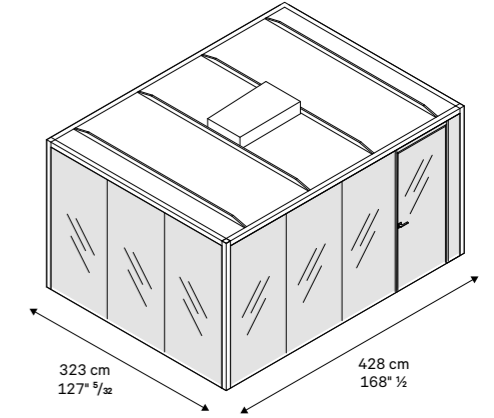
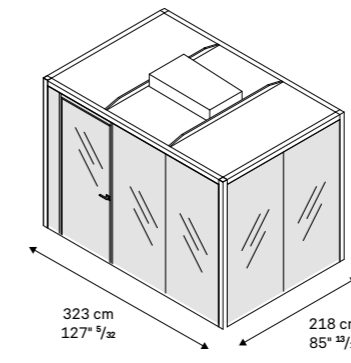
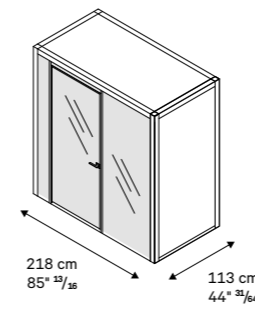
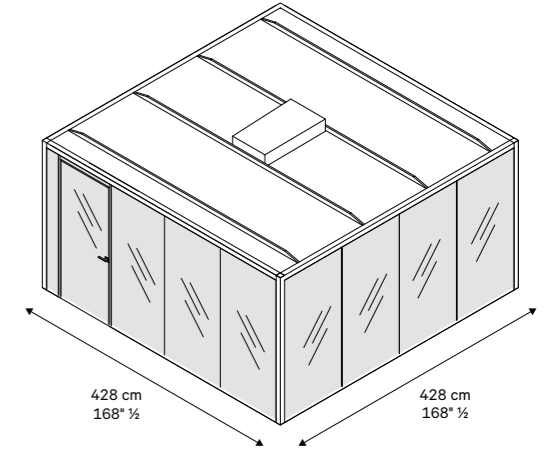
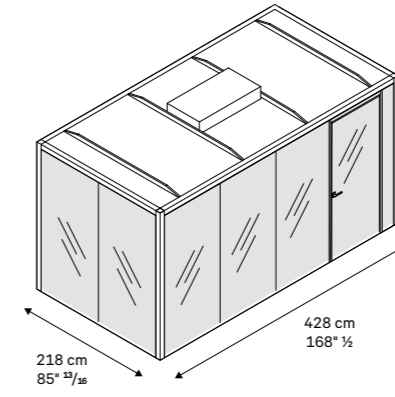
W80



WE



WQube TQube





We draw on our specific sector experience to support the evolving behaviors with innovative solutions. We make technology more human and closer to the actual needs of people. Naturally, we design responsive furnishings, flexible structures, and integrated systems. Most importantly, we produce responsibly products and interior design solutions that help people feeling good, working well, travelling comfortable.

And for us, this is the most important achievement.

Attingiamo alla nostra esperienza di settore per accogliere i comportamenti in evoluzione con soluzioni innovative. Rendiamo la tecnologia più umana e vicina alle reali esigenze delle persone. Naturalmente, progettiamo arredi reattivi, strutture flessibili e sistemi integrati. Soprattutto, realizziamo prodotti e soluzioni di interior design responsabili, che aiutano le persone a sentirsi bene, a lavorare al meglio e a viaggiare comode.

E questo per noi, è il risultato più importante.

Coordinated by

Tecno Marketing & Communication dept.
marketing@tecnospa.com

Render

Truetopia

Tecno S.p.A.

Piazza XXV Aprile 11
20154 Milan – Italy
E info@tecnospa.com
T +39 031 75381

Factory

Via Milano 28
22066 Mariano Comense – Italy

tecnospa.com

